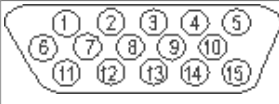


KEYBOARD, MONITOR & MOUSE PINOUTS

for PC, SUN, MAC, USB, FireWire®, RS232, Digital Flat Panel and EVC configurations

VGA VIDEO



Mating face of 15HD male

PIN#	SIGNAL	PIN#	SIGNAL
1	RED	9	NC
2	GREEN	10	GND
3	BLUE	11	ID0
4	ID2	12	ID1
5	GND TEST	13	HS
6	GND	14	VS
7	GND	15	ID3
8	GND		

[PS/2 CABLES](#)

PS/2 KEYBOARD OR MOUSE



Mating face of 6 pin miniDIN female

PIN#	SIGNAL	PIN#	SIGNAL
1	DATA	4	+5
2	NC	5	CLOCK
3	GND	6	NC

[PS/2 CABLES](#)

SERIAL MOUSE

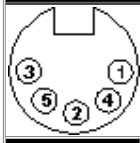


Mating face of male 9D male

PIN#	SIGNAL	PIN#	SIGNAL
1	NC	6	NC
2	RX	7	RTS
3	TX	8	NC
4	DTR	9	NC
5	GND		

[PS/2 CABLES](#)

PC/AT KEYBOARD




Mating face of 5 pin DIN female

PIN#	SIGNAL	PIN#	SIGNAL
1	CLOCK	4	GND
2	DATA	5	+5
3	NC		

[PS/2 CABLES](#)

SUN AND SGI VIDEO



Mating face of 13W3 female

PIN#	SIGNAL	PIN#	SIGNAL
1	GND	8	ID1
2	VSYNC	9	ID0
3	ID2	10	GND
4	GND	A1	RED
5	CSYNC	A2	GREEN
6	HSYNC	A3	BLUE
7	GND		

[SUN CABLES](#)

SUN KEYBOARD AND MOUSE



Mating face of 8 pin miniDIN female

PIN#	SIGNAL	PIN#	SIGNAL
1	GND	5	KYBD RCV
2	GND	6	KYBD XMT
3	+5	7	PWRN
4	MOUSE	8	+5

[SUN CABLES](#)

RS232 DB25 INTERFACE



Mating face of male RS232 DB25

PIN#	SIGNAL	PIN#	SIGNAL
1	N/A	14	N/A

RS232 DB9 INTERFACE



Mating face of male RS232 DB9

PIN#	SIGNAL	PIN#	SIGNAL
1	N/A	6	DSR

2	TXD	15	N/A
3	RXD	16	N/A
4	RTS	17	N/A
5	CTS	18	N/A
6	DSR	19	N/A
7	GND	20	DTR
8	DCD	21	N/A
9	N/A	22	RI
10	N/A	23	N/A
11	N/A	24	N/A
12	N/A	25	N/A
13	N/A		

TERMINAL SWITCH

RS232 RJ45 INTERFACE



Mating face of female RS232 RJ45

PIN#	SIGNAL	PIN#	SIGNAL
1	RTS	5	GND
2	DTS	6	RXD
3	TXD	7	DSR
4	GND	8	CTS

TERMINAL SWITCH

MAC VIDEO



Mating face of 15D male

PIN#	SIGNAL	PIN#	SIGNAL
1	GND	9	BLUE
2	RED	10	ID3
3	CSYNC	11	GND
4	ID1	12	VS
5	GREEN	13	GND
6	GND	14	GND
7	ID2	15	HS
8	NC		

MAC CABLES

MAC KEYBOARD OR MOUSE

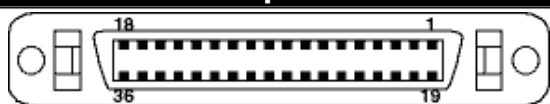


Mating face of 4 pin miniDIN female

PIN#	SIGNAL	PIN#	SIGNAL
1	DATA	3	+5
2	PWRN	4	GND

MAC CABLES


SGI Open LDI



Mating face of MDR36 female

PIN#	SIGNAL	PIN#	SIGNAL
1	Link2 D0-	19	Link2 D3-
2	Link2 D0+	20	Link2 D3+
3	Link2 D1-	21	Link2 CLK-
4	Link2 D1+	22	Link2 CLK+
5	Link2 D2-	23	DDD CLK SCL
6	Link2 D2+	24	VCC
7	NC	25	DDC DATA SDA
8	NC	26	GND

DIGITAL FLAT PANEL (DFP) PORT



Mating face of MDR20 female

PIN#	SIGNAL	PIN#	SIGNAL
1	TX1+	11	TX2+
2	TX1-	12	TX2-
3	SHLD1	13	SHLD2
4	SHLDC	14	SHLD0
5	TXC+	15	TX0+
6	TXC-	16	TX0-
7	GND	17	NC
8	+5V	18	HPD

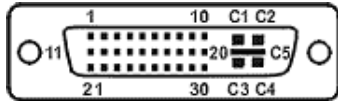
2	RXD	7	RTS
3	TXD	8	CTS
4	DTR	9	N/A
5	GND		

TERMINAL SWITCH

9	GND	27	NC
10	GND	28	GND
11	NC	29	NC
12	NC	30	NC
13	Link1 D0-	31	NC
14	Link1 D0+	32	GND
15	Link1 D1-	33	Link1 CLK-
16	Link1 D1+	34	Link1 CLK+
17	Link1 D2-	35	Link1 D3-
18	Link1 D2+	36	Link1 D3+

9	NC	9	DDC_DAT
10	NC	20	DDC_CLK

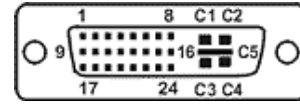
EVC



Mating face of EVC female

PIN#	SIGNAL	PIN#	SIGNAL
1	T.M.D.S DATA 2+	19	1394 VG
2	T.M.D.S DATA 2-	20	1394 VP
3	T.M.D.S DATA 2 RTN	21	T.M.D.S DATA 0-
4	SYNC RTN	22	T.M.D.S DATA 0+
5	HORIZ. SYNC TTL	23	T.M.D.S DATA 0 RTN
6	VERT. SYNC TTL	24	STEREO SYNC TTL
7	T.M.D.S CLOCK RTN	25	DDC RTN
8	CHARGING PWR INPUT+	26	DDC DATA SDA
9	1394 PAIR A, DATA	27	DDC CLOCK SCL
10	1394 PAIR A, DATA+	28	+5 VDC
11	T.M.D.S DATA 1+	29	1394 PAIR B, CLOCK+
12	T.M.D.S DATA 1-	30	1394 PAIR B, CLOCK-
13	T.M.D.S. DATA 1 RTN	C1	RED VIDEO OUT
14	T.M.D.S CLOCK+	C2	GRN VIDEO OUT
15	T.M.D.S CLOCK-	C3	PX CLOCK OUT
16	USB DATA+	C4	BLU VIDEO OUT
17	USB DATA-	C5	COMMON GND RTN
18	1394 SHIELD/CHARGING POWER INPUT-		

DVI



Mating face of DVI female

PIN#	SIGNAL	PIN#	SIGNAL
1	T.M.D.S DATA 2-	16	HOT PLUG DETECT
2	T.M.D.S DATA 2+	17	T.M.D.S DATA 0-
3	T.M.D.S DATA 2/4 SHIELD	18	T.M.D.S DATA 0+
4	T.M.D.S DATA 4-	19	T.M.D.S DATA 0/5 SHIELD
5	T.M.D.S DATA 4+	20	T.M.D.S DATA 5-
6	DDC CLOCK	21	T.M.D.S DATA 5+
7	DDC DATA	22	T.M.D.S CLOCK SHIELD
8	ANALOG VERT. SYNC	23	T.M.D.S CLOCK+
9	T.M.D.S DATA 1-	24	T.M.D.S CLOCK-
10	T.M.D.S DATA 1+		
11	T.M.D.S DATA 1/3 SHIELD	C1	ANALOG RED
12	T.M.D.S DATA 3-	C2	ANALOG GREEN
13	T.M.D.S DATA 3+	C3	ANALOG BLUE
14	+5V POWER	C4	ANALOG HORZ SYNC
15	GND	C5	ANALOG GROUND

USB TYPE A and B



Mating face of USB type A female

Mating face of USB type B female

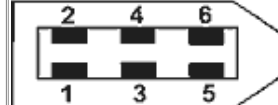
PIN#	SIGNAL	PIN#	SIGNAL
1	+5	3	+Data
2	-Data	4	GND

Mini USB TYPE B



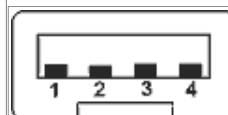
Mating face of 5 pin Mini USB Type B female

IEEE 1394



Mating face of 6 pin male FireWire

PIN#	SIGNAL	PIN#	SIGNAL
1	POWER	4	TPB+
2	GND	5	TPA-
3	TPB-	6	TPA+



Mating face of 4 pin male FireWire

PIN#	SIGNAL	PIN#	SIGNAL
1	TPB-	3	TPA-
2	TPB+	4	TPA+

FIREWIRE CABLES & ADAPTERS

PIN#	SIGNAL	PIN#	SIGNAL
1	+5	4	NC
2	-DATA	5	GND
3	+DATA		



**Mating face of
4 pin Mini USB
Type B female**

PIN#	SIGNAL	PIN#	SIGNAL
1	+5	3	+DATA
2	-DATA	4	GND

USB CABLES, ADAPTERS & GENDER CHANGERS